

SHERWOOD

BOMBA AGUA




WATER PUMP

POMPA ACQUA




POMPE D'EAU

REF	RECMAR			
SHEG702	RECG702	1"	1"	SHE10077K






REF				KIT MENOR KIT MINOR KIT MINEUR	KIT MAYOR KIT MAJOR KIT MAGGIORE KIT MAJEUR
SHEG155	1 1/2"	1 1/2"	SHE15000K	SHE23980	SHE23981






REF	RECMAR			
SHEG8002	RECG8002	3/8" NPT	3/8" NPT	SHE08000K






REF				KIT MENOR KIT MINOR KIT MINEUR	KIT MAYOR KIT MAJOR KIT MAGGIORE KIT MAJEUR
SHEG151	1 1/2"	1 1/2"	SHE15000K	SHE23980	SHE23981






REF	RECMAR				KIT MENOR KIT MINOR KIT MINEUR
SHEP1016	REC8M0148530	1 1/2"	1 1/2"	SHE10615K	SHE23976



REF				KIT MAYOR KIT MAJOR KIT MAGGIORE KIT MAJEUR
SHEE35	1"	1"	SHE10615K	SHE11068




REF	RECMAR				KIT MENOR KIT MINOR KIT MINEUR	KIT MAYOR KIT MAJOR KIT MAGGIORE KIT MAJEUR
SHEP1716C	RECP1716C	2"	1 3/4"	SHE17000K	SHE25124	SHE25122
SHEP1722C	RECP1722C					

SHEP1716C




SHEP1722C



REF		KIT MENOR KIT MINOR KIT MINEUR	KIT MAYOR KIT MAJOR KIT MAGGIORE KIT MAJEUR
SHEP1727C SHEP1730C	SHE17000K	SHE25124	SHE25122

Codos con brida
Flanged Elbows
Gomiti con fascetta
Coude avec collier




REF				KIT MENOR KIT MINOR KIT MINEUR	KIT MAYOR KIT MAJOR KIT MAGGIORE KIT MAJEUR
SHEP176X	1 1/2"	1 3/4"	SHE17000K	SHE23973	SHE23975






REF				KIT MENOR KIT MINOR KIT MINEUR	KIT MAYOR KIT MAJOR KIT MAGGIORE KIT MAJEUR
SHEG9901	1 1/4"	1"	SHE09959K	SHE23979	SHE12665


Codos con brida
Flanged Elbows
Gomiti con fascetta
Coude avec collier



REF		KIT MENOR KIT MINOR KIT MINEUR	KIT MAYOR KIT MAJOR KIT MAGGIORE KIT MAJEUR
SHEP1710C	SHE17000K	SHE25123	SHE25121




REF				KIT MENOR KIT MINOR KIT MINEUR	KIT MAYOR KIT MAJOR KIT MAGGIORE KIT MAJEUR
SHEG9903	1 1/4"	1"	SHE09959K	SHE23979	SHE12665





REF				KIT MAYOR KIT MAJOR KIT MAGGIORE KIT MAJEUR
SHEG2902X	3 3/4"	3 3/4"	SHE29000K	SHE25147






REF				KIT MENOR KIT MINOR KIT MINEUR	KIT MAYOR KIT MAJOR KIT MAGGIORE KIT MAJEUR
SHEG21	1"	1"	SHE09959K	SHE23979	SHE12665



REF		KIT MENOR KIT MINOR KIT MINEUR	KIT MAYOR KIT MAJOR KIT MAGGIORE KIT MAJEUR
SHEP1732C	SHE17000K	SHE25123	SHE25121



REF	RECMAR				KIT MENOR KIT MINOR KIT MINEUR	KIT MAYOR KIT MAJOR KIT MAGGIORE KIT MAJEUR
SHEP1014	RECP1014	1 1/4"	1 1/4"	SHE10615K	SHE23976	SHE25029





REF				KIT MENOR KIT MINOR KIT MINEUR	KIT MAYOR KIT MAJOR KIT MAGGIORE KIT MAJEUR
SHEM71	1 1/4"	1 1/4"	SHE10615K	SHE23976	SHE23977




REF				KIT MAYOR KIT MAJOR KIT MAGGIORE KIT MAJEUR
SHEG65	3/4" NPT	3/4" NPT	SHE09959K	SHE12221




REF				KIT MENOR KIT MINOR KIT MINEUR	KIT MAYOR KIT MAJOR KIT MAGGIORE KIT MAJEUR
SHEGC1 SHEGC5	1 1/2"	1 1/2"	SHE15000K	SHE23980	SHE23981


REF				KIT MAYOR KIT MAJOR KIT MAGGIORE KIT MAJEUR
SHEH5	1"	1"	SHE09959K	




REF				KIT MENOR KIT MINOR KIT MINEUR	KIT MAYOR KIT MAJOR KIT MAGGIORE KIT MAJEUR
SHEK75B	1"	1"	SHE09959K	SHE23979	SHE12665



REF		KIT MENOR KIT MINOR KIT MINEUR	KIT MAYOR KIT MAJOR KIT MAGGIORE KIT MAJEUR
SHEP2708X	SHE27000K	SHE25125	SHE25126




REF				KIT MENOR KIT MINOR KIT MINEUR	KIT MAYOR KIT MAJOR KIT MAGGIORE KIT MAJEUR
SHEL10B	1 1/4"	1 1/4"	SHE10615K	SHE23976	SHE23977




REF		KIT MENOR KIT MINOR KIT MINEUR	KIT MAYOR KIT MAJOR KIT MAGGIORE KIT MAJEUR
SHEG2603X	SHE26000K	SHE24841	SHE24842

Codos no incluidos
Elbows not included
Gomito non incluso
Ne comprend pas les coudes




REF	RECMAR				KIT MENOR KIT MINOR KIT MINEUR	KIT MAYOR KIT MAJOR KIT MAGGIORE KIT MAJEUR
SHEG1010	RECG1010	1"	1"	SHE10615K		




REF		KIT MENOR KIT MINOR KIT MINEUR	KIT MAYOR KIT MAJOR KIT MAGGIORE KIT MAJEUR
SHEG2903X	SHE29000K	SHE25044	SHE25045


Codos no incluidos
Elbows not included
Gomito non incluso
Ne comprend pas les coudes



REF				KIT MAYOR KIT MAJORE KIT MAGGIORE KIT MAJEUR
SHER10870G	3/4" NPT	3/4" NPT	SHE09959K	SHE12937



REF				KIT MENOR KIT MINOR KIT MINEUR	KIT MAYOR KIT MAJORE KIT MAGGIORE KIT MAJEUR
SHEG907P	3/8" NPT	3/8" NPT	SHE09000K	SHE25195	SHE25196




REF			
SHEG8001	3/4" NPT	3/4" NPT	SHE08000K











REF			
SHEG910P	3/8" NPT	3/8" NPT	SHE09000K

Ford



GUÍA BOMBAS		PUMP GUIDE		GUIDA POMPE		GUIDE POMPE					
	OEM	BOMBA PUMP POMPA POMPE				KIT MENOR KIT MINOR KIT MINEUR	KIT MAYOR KIT MAJORE KIT MAGGIORE KIT MAJEUR	REEMPLAZA REPLACES SOSTITUISCE REMPLACE	KIT RETEN SEAL KIT KIT PARAOLIO KIT JOINT HUILE		KIT EJE SHAFT KIT KIT ASSE KIT ARBRE
Caterpillar											
3208	9Y1304	P171	40 mm	40 mm	17000K	23973	23975	Obsol.	P176X	15955	(2) 15951
3208	7E4115	P176-02	38,1 mm	40 mm	17000K	23973	23975	Blindada Proprietary Blindata Blindée	P176X	23799	(2) 15951
3116	7E3268	P172	40 mm	40 mm	17000K	23973	23975	Obsol.	P1710C	15955 15950	(2) 15951
3116	4P7168	P1710-02			17000K	23973	23975		P1710C	23799 21776	(2) 15951
3126	113-1109	P1726	Brida Clamp	Brida Clamp	17000K	23973	23975		P1726C	15955 21776	(2) 15951
3126	152-8392	P1726TC-02	Fascetta Collier	Fascetta Collier	17000K				P1726TCX	23799 21776	(2) 15951
3126	170-6116	P1732-02			17000K	23973	23975	Blindada Proprietary Blindata Blindée	P1732C	23799 21776	(2) 15951
3176	123-0500	G1805	63,5 mm	50,8 mm	18000K	24023	24024	Blindada Proprietary Blindata Blindée		19878 19869	24000
3196	123-0471	G1807	63,5 mm	50,8 mm	18000K	24023	24024	Blindada		19878 19869	24001
3196	197-1328	G18071-01	63,5 mm	50,8 mm	18000K	24023	24024			23837 19869	24001
3406C	201-0956	G18061-01	63,5 mm	63,5 mm	18000K	24004	24006			23837 19869	24001
3406E	196-8895	G18081-01	95 mm	95 mm	18000K	24004	24007			23837 23045	24002
Chrysler Marine											
318 Et 360	4142878	G7	31,8 mm	31, mm	10615K	23976	23977	Obsol.		12859	(2) 23448
318 Et 360	4142878	G7B	31,8 mm	31,8 mm	10615K	23976	23977	Bomba SHE SHE pump Pompa SHE Pompe SHE		12859	(2) 23448
M273X, LM318X	2847630	D60	25,4 mm	25,4 mm	(2)09959K	10656	12300			10927	4257
M273X LM318X	2847631	D65	25,4 mm	25,4 mm	(2) 09959K	10656	12300		D60	10927	4257
LM318-X LM340-X	2846428	C-03			10615K	10999	11068		G7B	1092	4257
LM318-X LM340-X	3675763	G5	31,8 mm	31,8 mm	10615K	23976	23977		G7B	12859	(2) 23448
LM318-X LM340-X	3745511	G5-1	31,8 mm	31,8 mm	10615K	23976	23977	Obsol.	G7B	12859	(2) 23448
LM318-X LM340-X	3619030	F10	31,8 mm	31,8 mm	10615K	10999	11068		G50	10927	4257
LM318-X LM340-X	3619212	G50	31,8 mm	31,8 mm	10615K	23976	23977			12859	(2) 23448

	OEM	BOMBA PUMP POMPA POMPE				KIT MENOR KIT MINOR KIT MINEUR	KIT MAYOR KIT MAJOR KIT MAGGIORE KIT MAJEUR		REEMPLAZA REPLACES SOSTITUISCE REPLACE	KIT RETEN SEAL KIT KIT PARA OLIO KIT JOINT HUILE		KIT EJE SHAFT KIT KIT ASSE KIT ARBRE
Crusader (Dearborn)												
220									Bomba SHE			
270	97179	E35	25,4 NPT	25,4 NPT	10615K	10999	11068		SHE pump		10927	4257
300									Pompa SHE			
350									Pompe SHE			
Interceptor												
220		F15	19,1 NPT	19,1 NPT	09959K					R50G	10927	4257
270		S11040G	25,4 NPT	25,4 NPT	10615K	10999	11068	Obsol.		E35	10927	4257
300		B04	25,4 NPT	25,4 NPT	10615K	10999	11068			E35	10927	4257
350												
220									Blindada			
270	40050	P101	31,8 mm	31,8 mm	10615K	19301	19300		Proprietary		12859	(2) 23448
300									Blindata			
350									Blindée			
Cummins												
6B 250 HP	3920298	GC4	38,1mm	38,1 mm	15000K	23980	23981	Obsol.		GC5	12859	(2) 23448
4B CEPC											10514	
6B 250 HP	3927684	GC5-01	38,1 mm	38,1 mm	15000K	23980	23981	Blindada	GC5		12859	(2) 23448
4B CEPC								Proprietary			10514	
4B 250 HP	3349340	G1503-01	38,1 mm	38,1 mm	15000K	23980	23256	Blindata	G1503		12859	(2) 23448
6B	3919899	P1712	40 mm	40 mm	17000K	23972	23974	Blindée		P1716C	12966	(2) 23448
											15955	(2) 15951
								Obsol.			19674	
6B	3922590	P1716B-01	50,8 mm	40 mm	17000K	23972	23974	Blindada	P1716		15955	(2) 15951
								Proprietary			19674	
								Blindata				
								Blindée				
6C,6B	3912139	P173	40 mm	40 mm	17000K	23972	23974	Obsol.	P1722C		15955	(2) 15951
270-450 HP											19674	
6C	3922589	P1722B-01	50,8 mm	40 mm	17000K	23972	23974	Blindada	P1722C		15955	(2) 15951
								Proprietary			19674	
								Blindata				
								Blindée				
6C,6B	3897194	P1727FB-01			17000K	23972	23974	Obsol.	P1727C		15955	(2) 15951
270-450 HP											19674	
6C,6B	3866493	P1730F-01	Brida Clamp	Brida Clamp	17000K	23972	23974	Blindada	P1730C		15955	(2) 15951
270-450 HP			Fascetta Collier	Fascetta Collier	17000K	23972	23974	Blindata			19674	(2) 15951
6C	4003526	P1731F-01			17000K	23972	23974	Blindée	P1730C		15955	(2) 15951
								Blindada			19674	(2) 15951
QSM11	3349392	G1810-01			18000K	24005	24008		G1810		23512	24003
											19869	
Kohler												
Ford	344089	G907P-01	9,5 NPT	9,5 NPT	09000K				Bomba SHE	G907P	22546	(2) 23448
4-6.5 KW Gas	344371	G907-01	9,5 NPT	9,5 NPT	09000K				SHE pump	G907P	22546	(2) 23448
5-7 KW Diesel	359341	GP8001	9,5 NPT	9,5 NPT	08000K				Pompa SHE		23459	(2) 23323
									Pompe SHE			
Mercruiser												
7.3 Diesel	L/270	G151	38,1 mm	38,1 mm	15000K	23980	23981	Bomba SHE			12859	(2) 23448
								SHE pump				
7.3 Diesel	L/270	G155	38,1 mm	38,1 mm	15000K	23980	23981	Pompa SHE			12859	(2) 23448
								Pompe SHE				
Onan												
4 Cil Diesel	132-0275	K75	25,4 mm	25,4 mm	09959K	23979	12665	Obsol.	K75B		12859	(2) 23448
4 Cil Diesel	132-0276	K75B	25,4 mm	25,4 mm	09959K	23979	12665	Bomba SHE			12859	(2) 23448
								SHE pump				
5 Cil Diesel	132-0278	L10	31,8 mm	31,8 mm	10615K	23976	23977	Pompa SHE	L10B		12859	(2) 23448
								Pompe SHE				
5 Cil Diesel	132-0278	L10B	31,8 mm	31,8 mm	10615K	23976	23977	Bomba SHE			12859	(2) 23448
								SHE pump				
5 Cil Diesel	132-0343	G1004	25,4 mm	25,4 mm	10615K	10615K	22014	Pompa SHE				
5 Cil Diesel	132-0347	G1005	25,4 mm	25,4 mm	10615K	10615K	22014	Pompe SHE				
OMC												
In Board	981939	G45-2	31,8 mm	31,8 mm	10615K	23976	23977	Obsol.	G46		12859	(2) 23448
V8 Chevy	985096	G46	31,8 mm	31,8 mm	10615K	23976	23977	Obsol.			12859	(2) 23448
6-8 Cil	3852398	G9901	31,8 mm	25,4 mm	09959K	23979	12665	Bomba SHE			12859	(2) 23448
								SHE pump				
4 Cil	3852399	G9902	31,8 mm	25,4 mm	09959K	23979	12665	Pompa SHE	G9903		12859	(2) 23448
								Pompe SHE				
4 Cil	3855079	G9903	31,8 mm	25,4 mm	09959K	23979	12665	Bomba SHE			12859	(2) 23448
								SHE pump				
								Pompa SHE				
								Pompe SHE				
Perkins Engine U.S.												
40-108 Diesel	NA003335	G65	19,1 NPT	19,1 NPT	09959K	09959K	12221	Bomba SHE			10514	(2) 23448
								SHE pump				
4-154 Diesel	NA005576	H5	25,4 mm	25,4 mm	09959K	12981	12980	Pompa SHE			10514, 06602	(2) 4257
								Pompe SHE				
6-354 Diesel	NA001175	RPBC	25,4 NPT	25,4 NPT	10615K	10999	11068	Bomba SHE			10927	4257


	OEM	BOMBA PUMP POMPA POMPE				KIT MENOR KIT MINOR KIT MINEUR	KIT MAYOR KIT MAJOR KIT MAJEUR	REEMPLAZA REPLACES SOSTITUISCE REMPLACE	KIT RETEN SEAL KIT KIT PARAOLIO KIT JOINT HUILE		KIT EJE SHAFT KIT KIT ASSE KIT ARBRE
Pleasurecraft Marine											
Chevy 454	G55-2	31,8 mm	31,8 mm	10615K	23976	23977	Bomba SHE SHE pump Pompa SHE Pompe SHE		12859	(2) 23448	
302 - 351	G20	25,4 mm	25,4 mm	09959K	23979	12665	Obsol.	G21	12859	(2) 23448	
302 - 351	G21-01	25,4 mm	25,4 mm	09959K	23979	12665		G21	12859	(2) 23448	
Mitsubishi 4 Cil	G22-01	-	-	09959K	23979	12665		G22	12859	(2) 23448	
7.3L Diesel	G26-01	31,8 mm	31,8 mm	10615K	23976	23977	Blindada Proprietary Blindata Blindée	G26	12859	(2) 23448	
350 GM	P105-01	31,8 mm	31,8 mm	10615K	10615K	19354		P105	18652	(2) 08490	
5.7L V8 GM	P1012-01	31,8 mm	31,8 mm	10615K	19301	19300			12859	(2) 23448	
8.1L V8 GM	P109	31,8 mm	31,8 mm	10615K	10615K	19354			18652	(2) 08490	
Volvo Penta											
	G30-2	25,4 mm	25,4 mm	09959K	23979	12665	Bomba SHE SHE pump Pompa SHE Pompe SHE		12859	(2) 23448	
	G85	31,8 mm	31,8 mm	10615K	23976	23977			12859	(2) 23448	
6-8 Cil	3852398 G9901	31,8 mm	25,4 mm	09959K	23979	12665			12859	(2) 23448	
4 Cil	3852399 G9902	31,8 mm	25,4 mm	09959K	23979	12665	Obsol.	G9903	12859	(2) 23448	
4 Cil	3855079 G9903	31,8 mm	25,4 mm	09959K	23979	12665	Bomba SHE SHE pump Pompa SHE Pompe SHE		12859	(2) 23448	
J.H. Westerbeke Corp.											
Pilot 10-20	16423 F85-01	12,7 NPT	12,7 NPT	09959K		12221	Blindada Proprietary Blindata Blindée		10514	(2) 23448	
Gov Life Boat	11353 R10870G-01	19,1 NPT	19,1 NPT	09959K	10997	12937	Bomba SHE SHE pump Pompa SHE Pompe SHE	R10870G	10927	4257	
Gov Life Boat	302648 G903	12,7 NPT	12,7 NPT	09000K			Obsol.	G908-01	12859 18806	(2) 23448	
Gov Life Boat	42175 G908-01	12,7 NPT	12,7 NPT	09000K			Blindada Proprietary Blindata Blindée		12859 18806	(2) 23448	

EXTRACTOR DE IMPULSORES

IMPELLERS EXTRACTOR

ESTRATTORE GIRANTI

EXTRACTEUR DE TURBINES

REF	
17000	
18000	
SHE25105	22000
	26000
	29000
	30000
SHE25106	27000

SHE25106



SHE25105

IMPULSORES

IMPELLERS

GIRANTE

TURBINE

SHERWOOD da tres sugerencias sencillas para instalar un impulsor nuevo:

- 1 Use un lubricante con base NO derivada del petróleo (por ejemplo, silicona o agua jabonosa) para instalar el impulsor de una forma más sencilla.
- 2 Instale el impulsor en el eje con un movimiento rotatorio. Nunca fuerce el impulsor sobre el eje. Debe moverse libremente sobre el eje para un cebado y funcionamiento adecuados.
- 3 Aplique una pequeña cantidad de lubricante con base NO derivada del petróleo para fijar el aro tórico en su sitio y colóque la tapa.

SHERWOOD recomienda inspeccionar detenidamente el impulsor al realizar el mantenimiento de la bomba. Reemplace el impulsor si observa lo siguiente: desgarrado o rotura en alguna de las palas del impulsor. Flexione las palas para poder examinarlas mejor.

EL RECALENTAMIENTO ES LA CAUSA PRINCIPAL DEL DESGASTE PREMATURO DEL MOTOR.

Sherwood suggests three easy tips to help you install your new impeller:

- 1 Use a Non-petroleum based lubricant (i.e. silicone or soapy water) to help slide the impeller.
- 2 Install the impeller with a twisting motion onto the shaft. Never force the impeller onto the shaft. The impeller must move freely on the shaft to properly prime and function.
- 3 Use a small amount of Non-petroleum based lubricant to help hold the o-ring when replacing the cover.

SHERWOOD recommends inspecting your impeller closely during any pump maintenance. Replace the impeller if you discover either of the following: tear or rip on any of the impeller blades. Flex the blades to examine more thoroughly.

THE 1 REASON FOR PREMATURE ENGINE WEAR IS OVERHEATING.

SHERWOOD consiglia tre semplici accorgimenti per l'installazione di una girante nuova:

- 1 Utilizzare un lubrificante con una base che Non derivi dal petrolio (per esempio silicone, o acqua insaponata).
- 2 Montare la girante con un movimento rotatorio, tenendo conto che essa deve muoversi liberamente per un corretto funzionamento. Non spingere mai la girante sopra l'asse.
- 3 Applicare una piccola quantità di lubrificante, posizionare l'anello di tenuta nella posizione corretta, quindi, procedere a montare il coperchio.

SHERWOOD raccomanda ispezionare attentamente la girante, e si osserva il seguente: strappatura o rottura di una o più pale, provvedere a sostituirla.


IL RISCALDAMENTO È LA CAUSA PRINCIPALE DEL CONSUMO DEL MOTORE.

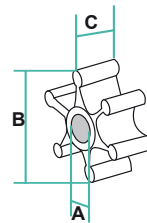
SHERWOOD donne trois suggestions simples pour l'installation d'une nouvelle turbine :

- 1 Utilisez un lubrifiant NON à base de pétrole (par exemple, du silicone ou de l'eau savonneuse) pour installer la turbine plus facilement.
- 2 Installez la turbine sur l'arbre dans un mouvement de rotation. Ne jamais forcer la turbine sur l'arbre. Elle doit bouger librement sur l'arbre pour assurer un amorçage et un fonctionnement corrects.
- 3 Appliquer une petite quantité de lubrifiant NON à base de pétrole pour fixer le joint torique en place et remettre le couvercle en place.

SHERWOOD recommande d'inspecter soigneusement la turbine lors de l'entretien de la pompe. Remplacez la turbine si vous observez les signes suivants : déchirure ou rupture de l'une des pales de la turbine.

LE RÉCHAUFFEMENT EST LA CAUSE PRINCIPALE DE L'USURE PRÉMATURÉE DU MOTEUR.

REF	PALAS BLADES PALE PALES	EJE SHAFT ASSE ARBRE		A (mm)	B (mm)	C (mm)
SHE08000K	6	-	11	30°	11.1	40.0
SHE10077K	12	3/32"	10	45°	12.7	57.0
SHE09000K	12	3/16"	10	45°	15.9	62.5
SHE09959K	12	3/16"	10	30°	15.9	62.5
SHE10615K	12	3/16"	14		15.9	65.0
SHE15000K	12	3/16"			15.9	65.0
SHE17000K	12	3/16"			20.0	84.0
SHE27000K	12	Estr.splined			84.0	73
SHE18000K	12	Estr.splined		23.8	95.0	102
SHE26000K	12				95.0	80
SHE29000K	12	Estr.splined		23.8	95.0	102
SHE30000K	10			25	114.0	110
SHE22000K	10			25	114.0	110



SHE26000K



SHE08000K



SHE10077K



SHE09000K



SHE09959K



SHE15000K



SHE27000K



SHE18000K



SHE17000K



SHE22000K




SHE29000K



SHE30000K



SHE10615K

GUÍA DE KITS		KITS GUIDE			GUIDA DA KIT				GUIDE DE KITS				
REF	BOMBA DE AGUA WATER PUMP POMPA ACQUA POMPE À EAU	CASQUILLO BUSHING BOCCOLA BAGUE	SELLO SEAL ASSY SIGILLANTE SIGILLANT	TÓRICA O-RING FASCIA TONDA TORIQUE		LEVA CAM CAMMA CAMME	PLACA PLATE PIASTRA PLAQUE	CHAVETA KEY CHIAVETA CLAVETTE	TAPA COVER COPERCHIO COUVERCLE	RETÉN LIP SEAL PARAOILIO JOINT HUILE	AROS RETE. RET. RINGS ANELLO TEN. BAGUE RET.	ARANDELA WASHER RONDELLA RONDELLE	EJE SHAFT ASSE ARBRE
SHE09959K	R991, B06, G65			2	1								
SHE10615K	P102, P105, P109, G1004, G1005, G1006, G1008			2	1								
	D75, D60, D65		1	2	2								
	R10870G, R10930G, R50G		1	2	1			1			1		
	E35, C-03, F10, S11040G, B04, R10970G, RPBC, F95, R102		1	1	1			1			1		
	P101, P1012		1	1	1								
SHE23972	P1712, P1716B, P173, P1722B, P1727FB, P1730F, P1731F, P1711, P1719, P1719F P171, P176, P172,		1	1	1		1	1			1		
SHE23973	P1710, P1726, P1726TC, P1732		1	1	1		1	1			1		
SHE23976	G3, G4, G5, G5-1, G7, G7B, G8, G26, G45-1, G45-2, G46, G50, G55-2, G56, G85, H-85, K90, L10, L10B, L80, L90, M71		1	2	1			1			3	1	
SHE23979	G1, G2, G15, G20, G21, G22, G30-2, G30-2B, G95-1, G9901, G9902, G9903, H10, J70, K75, K75B		1	2	1			1			3	1	
SHE23980	GC1, GC4, GC5, G157, G151, G155, G1503 G1804, G1806, G18061, G1808, G18081		1	2	1			1			3	1	
	G1810		1	2	1	2					1	1	
	G1805, G1807, G18071		1	2	1	2					1	1	
SHE11068	E35, C-03, F10, S11040G, B04, RPBC, R102	1	1	1	1	1	1	1			3		
SHE12221	G65, F85		2	1	1					1			
	D60, D65	1	1	1	2	2	2	1					
SHE12665	G1, G2, G15, G20, G21, G22, G30-2, G30-2B, G95-1, G9901, G9902, G9903, H10, J70, K75, K75B		2	1	2	1	1	1	1		5	1	
SHE12937	R10870G, R50G	1	1	1	2	1	1	1			4		
	H5		1	1	1	1	1	1		1			
SHE25029	P101, P1012		2	1	1	1					1		
SHE19354	P102, P105, P109		2	2	1	1				1	1		1
	G1503		2	2	1	1	1	1	1		3	1	
SHE23974	P1712, P1716B, P173, P1722B, P1727FB, P1730F, P1731F, P1711, P1719, P1719F P171, P176, P172,		2	1	1	1	1	1	1	1	3	3	
SHE23975	P1710, P1726, P1726TC, P1732		2	1	1	1	1	1	1	1	3	3	
SHE23977	G3, G4, G5, G5-1, G7, G7B, G8, G26, G45-1, G45-2, G46, G50, G55-2, G56, G85, H-85, K90, L10, L10B, L80, L90, M71	2	1	2	1	1	1	1			5	1	
SHE23981	GC1, GC4, GC5, G157, G151, G155 G1804, G1806, G18061	2	1	2	1	1	1	1			5	1	
	G1810		1	2	1	2	1	1	1	1	2	2	
	G1805, G1807, G18071		1	2	1	2	1	1	1	1	2	2	



SHE09959K



SHE10615K



SHE23972



SHE23973



SHE23976



SHE23979



SHE23980



SHE11068



SHE12221



SHE12665



SHE12937



SHE25029



SHE19354



SHE23974



SHE23975



SHE23977



SHE23981