


















VODIC IMPELERA ZA VANBRODSKE - *Outboard impellers guide*

REF.	Brand	2 Stroke	4 Stroke	Oem
CEF500335	FORCE	25/35		47.F462065
CEF500334	FORCE	9.9/15		47.F43665
CEF500342	FORCE			47.F433065
CEF500330	FORCE			47.F525065
CEF500339	HONDA		20/25/30	19210-ZV7-003
CEF500338	HONDA		35/40/45/50	19210-ZV5-003
CEF500327	HONDA		5/8/7.5/10	19210-881-A01
CEF500301	HONDA		75/90	19210-ZW1-003
CEF500337	HONDA		75/90/115/130	19210-ZW1-B02
CEF500347	HONDA		8/10	19210-ZW9-003
CEF500348	HONDA		8/10	19210-ZW9-A31
CEF500328	HONDA		9.9/15	19210-ZV4-013
CEF500343	HONDA		9.9/15	19210-ZV4-651
CEF500358	JOHNSON/EVINRUDE	4		387361
CEF500351	JOHNSON/EVINRUDE	10/15/18/20/25 1978		3756538
CEF500370	JOHNSON/EVINRUDE	20/25/35 1978-1991		395289
CEF500357	JOHNSON/EVINRUDE	25/35 1977-1986		388702
CEF500372	JOHNSON/EVINRUDE	25/40/50		432941
CEF500350	JOHNSON/EVINRUDE	3/4/5/5.5/6		434424
CEF500354	JOHNSON/EVINRUDE	4.5/6/7.5	5 / 6	389576
CEF500346	JOHNSON/EVINRUDE	40/45/50 1986-1988		396809
CEF500345	JOHNSON/EVINRUDE	40/60		389589
CEF500373	JOHNSON/EVINRUDE	40/70 From 1995		437059
CEF500307	JOHNSON/EVINRUDE	55/60/70/75 1970-1978		382547
CEF500303C	JOHNSON/EVINRUDE	60/70/75		437080
CEF500353	JOHNSON/EVINRUDE	70 & V4		390286
CEF500306	JOHNSON/EVINRUDE	85/100/115/125 1969-1972		385072
CEF500355	JOHNSON/EVINRUDE	9.9/15 1980	8/9.9/15	386084
CEF500305	JOHNSON/EVINRUDE	V4/V6		389642
CEF500308	JOHNSON/EVINRUDE	V4/V6		435821
CEF500365	JOHNSON/EVINRUDE		70	
CEF500362	JOHNSON/EVINRUDE		25/30/40/50	
CEF500352	JOHNSON/EVINRUDE			377230
CEF500356	JOHNSON/EVINRUDE			397475
CEF500311	MERCURY/MARINER	20		47-89982
CEF500315	MERCURY/MARINER	18/20 (96)/25/30/40	25/40/50	47-85089 10
CEF500370	MERCURY/MARINER	20/25 from 1978 A 1984		
CEF500370	MERCURY/MARINER	20/25 HP from 19878 A 1984		
CEF500314	MERCURY/MARINER	3.5/3.6/4/5		47-89980
CEF500312	MERCURY/MARINER	30/35/40/45/50/60/65/70		47-89983 T
CEF500310	MERCURY/MARINER	4/4.5/5/6/7.5/9.8		47-89981
CEF500377	MERCURY/MARINER	4/5/6 from 1989	04/05/2006	
CEF500378	MERCURY/MARINER	40/50		47-19453T
CEF500301	MERCURY/MARINER	50/60/70/75/80/90/100/115-125	30/60/75/90/115	47-43026 T2
CEF500318	MERCURY/MARINER	6/8/10/15	9.9/15	47-42038 2
CEF500309	MERCURY/MARINER	6/9.8 up to #1865778		47-22748
CEF500320	MERCURY/MARINER	9.9/15		
CEF500313	MERCURY/MARINER	from 65 to 225HP INCL. EFI & OPTIMAX		47-89984 T4

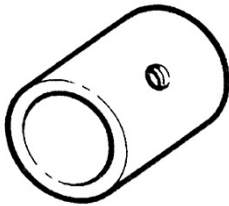

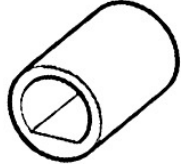






Skin packed		
	<p>CEF500363 6 Blades Ø A 12.85 Ø B 53.00 C 14.00</p>	<p>CEF500320 6 Blades Ø A 13.00 Ø B 40.00 C 22.00</p>
<p>CEF500347 6 Blades Ø A 13.00 Ø B 45.60 C 14.80</p>	<p>CEF500318 6 Blades Ø A 13.00 Ø B 58.80 C 11.70</p>	<p>CEF500329 6 Blades Ø A 13.20 Ø B 42.00 C 22.00</p>
<p>CEF500387 6 Blades Ø A 13.20 Ø B 48.00 C 14.90</p>	<p>CEF500321 6 Blades Ø A 14.00 Ø B 40.00 C 22.00</p>	<p>CEF500343 6 Blades Ø A 14.10 Ø B 41.00 C 27.55</p>
<p>CEF500384 6 Blades Ø A 14.10 Ø B 51.00 C 19.00</p>	<p>CEF500386 6 Blades Ø A 15.20 Ø B 53.00 C 20.50</p>	<p>CEF500311 6 Blades Ø A 16.00 Ø B 51.00 C 19.05</p>
<p>CEF500357 6 Blades Ø A 16.00 Ø B 51.50 C 19.05</p>	<p>CEF500315 6 Blades Ø A 16.00 Ø B 73.00 C 12.60</p>	<p>CEF500345 6 Blades Ø A 16.04 Ø B 69.20 C 22.25</p>
<p>CEF500352 6 Blades Ø A 16.04 Ø B 69.80 C 22.10</p>	<p>CEF500385 6 Blades Ø A 16.10 Ø B 51.00 C 19.00</p>	<p>CEF500326 6 Blades Ø A 16.15 Ø B 69.50 C 12.80</p>

IMPELERI

Skin packed

	<p>CEF500348 6 Blades Ø A 16.20 Ø B 45.60 C 14.80</p> 	<p>CEF500361 6 Blades Ø A 17.10 Ø B 67.00 C 19.00</p> 
<p>CEF500362 6 Blades Ø A 17.10 Ø B 67.50 C 16.18</p> 	<p>CEF500339 6 Blades Ø A 17.20 Ø B 55.75 C 20.20</p> 	<p>CEF500338 6 Blades Ø A 17.25 Ø B 55.75 C 20.20</p> 
<p>CEF500353 6 Blades Ø A 17.50 Ø B 51.50 C 19.00</p> 	<p>CEF500312 6 Blades Ø A 19.00 Ø B 51.80 C 19.05</p> 	<p>CEF500316 6 Blades Ø A 19.05 Ø B 51.80 C 19.05</p> 
<p>CEF500307 6 Blades Ø A 19.25 Ø B 91.50 C 25.40</p> 	<p>CEF500364 6 Blades Ø A 20.00 Ø B 58.20 C 34.70</p> 	<p>CEF500323 6 Blades Ø A 20.10 Ø B 58.00 C 30.00</p> 
<p>CEF500360 6 Blades Ø A 20.10 Ø B 67.50 C 19.00</p> 	<p>CEF500313 6 Blades Ø A 22.20 Ø B 60.00 C 33.80</p> 	<p>CEF500365 6 Blades Ø A 22.20 Ø B 78.30 C 26.00</p> 
<p>CEF500356 6 Blades Ø A 22.30 Ø B 107.80 C 25.40</p> 	<p>CEF500305 6 Blades Ø A 22.32 Ø B 89.00 C 31.90</p> 	<p>CEF500301 6 Blades Ø A 22.40 Ø B 89.00 C 32.50</p> 

<i>Skin packed</i>			
		<p>CEF500371 6 Blades Ø A 22.475 Ø B 89.00 C 31.00</p>	
<p>CEF500337 6 Blades Ø A 23.35 Ø B 87.80 C 31.00</p>	<p>CEF500102 8 Blades Ø A 15.93 Ø B 65.00 C 50.20</p>	<p>CEF500160 8 Blades Ø A 15.95 Ø B 65.20 C 50.20</p>	
<p>CEF500122 8 Blades Ø A 17.00 Ø B 65.00 C 48.60</p>	<p>CEF500128 8 Blades Ø A 17.00 Ø B 66.00 C 32.00</p>	<p>CEF500304 8 Blades Ø A 18.15 Ø B 58.00 C 22.50</p>	
<p>CEF500103 12 Blades Ø A 15.90 Ø B 62.00 C 31.70</p>	<p>CEF500120 12 Blades Ø A 15.90 Ø B 65.20 C 41.10</p>	<p>CEF500108 12 Blades Ø A 16.00 Ø B 57.00 C 31.65</p>	
<p>CEF500336 6 Blades Ø A 10.15 Ø B 41.00 C 14.00</p>	<p>CEF500380 12 Blades Ø A 10.00 Ø B 39.60 C 14.30</p>		
<p>CEF500330 6 Blades Ø A 11.00 Ø B 36.50 C 18.10</p>	<p>CEF500317 10 Blades Ø A 12.76 Ø B 58.50 C 40.90</p>		

Skin packed		
		
CEF500100 6 Blades Ø A 9.54 Ø B 39.60 C 19.20		CEF500372 3 Blades Ø A 19.13 Ø B 91.30 C 25.40
CEF500131 6 Blades Ø A 10.00 Ø B 39.60 C 19.00		CEF500373 3 Blades Ø A 19.13 Ø B 91.30 C 25.40
CEF500121 6 Blades Ø A 12.00 Ø B 39.60 C 19.20		CEF500370 6 Blades Ø A 16.00 Ø B 51.00 C 19.00
CEF500123 6 Blades Ø A 12.00 Ø B 52.00 C 25.00		CEF500346 6 Blades Ø A 16.04 Ø B 70.00 C 22.30
CEF500101 6 Blades Ø A 12.15 Ø B 50.80 C 22.10		CEF500303 6 Blades Ø A 19.13 Ø B 91.50 C 25.40
CEF500116 6 Blades Ø A 12.66 Ø B 50.80 C 22.10		CEF500308 6 Blades Ø A 22.41 Ø B 89.00 C 31.90
		CEF500132 6 Blades Ø A 8.00 Ø B 44.60 C 13.00
		CEF500113 6 Blades Ø A 8.05 Ø B 31.30 C 11.90
		CEF500130 6 Blades Ø A 8.05 Ø B 31.75 C 12.00
		CEF500110 6 Blades Ø A 8.07 Ø B 51.00 C 22.00
		CEF500138 6 Blades Ø A 8.07 Ø B 51.30 C 22.00
		CEF500328 6 Blades Ø A 14.20 Ø B 41.00 C 27.55
		CEF500327 8 Blades Ø A 14.20 Ø B 41.00 C 23.00
		CEF500109 8 Blades Ø A 19.05 Ø B 66.50 C 50.60



PUMPICE GORIVA, CRIJEVA, KONEKTORI, FILTERI

Fuel primer bulbs w/ lines, connectors, line & filters

SIE18-8005

Ø 3/8" Primer bulb.



SIE18-8004

Ø 5/16" Primer bulb

SIE18-8015

Ø 3/8" Fuel line . Lenght 2 mtrs



SIE18-8013

Ø 5/16" Fuel line

GS31095

Ø 5/16" & 3/18 Primer bulb Premium quality bulb offers superior resistance to U/V, ozone & alcohol enhanced fuel. Check valves feature stainless spring & viton balls to resist sticking



GS31096

Ø 5/16" Fuel line includes Premium quality bulb and marine grade stainless steel hardware.

GS31097

Ø 3/8" Fuel line



TRI309-0566

5/16 x 15M Fuel line



TRI309-0386

3/8 x 15M Fuel line

GS31034

3/8" Connector

OEM: 17650-921-003ZB



GS31030

Connector

OEM: 17650-ZV5-902



GS31032

1/4"NPT Connector

OEM: 116977-ZV5-900



GS31031

3/8" Connector

OEM: 17660-ZV5-A00, 17660-ZW9-003



GS31033

3/8" Connector

OEM: 116977-ZV5-A00



RAC320R-RAC-01

Clear bowl.
Includes bracket.



RACS3213

Element.

GS30435

1/4", 5/16" y 3/8"

Clear view fuel filter kit. Contains housing, replacement element & fittings



A/P6099

replacement element



FILTERI I TRIM MOTORI - Filters & Trim motor

RM16910-ZV4-015

BF 7.5, 8, 9.9, 10, 15
Fuel filter
OEM: 16910-ZV4-015



RM16900-SA5-004

BF 20, 25, 30, 35, 40, 45, 50, 75, 90
Fuel filter
OEM: 16900-SA5-004



RM16900-SR3-004

Fuel filter
115, 130
OEM: 16900-SR3-004



RM15400-PM3-004

Oil Filter
BF 20, 25, 30, 35, 40, 45, 50
OEM: 15400-PM3-004

RM15400-PH1-F03

Oil Filter
BF 75, 90, 115, 130
OEM: 15400-PH1-F03
A/P6015
Oil Filter
OEM: 15400-PH1-F03



SVJECICE - Spark-plugs

MOD.

5HP OHC 4 T BF5A
7.5HP B75, BF75
8.0HP OHC 4 T BF8A
9.9HP BF100
15HP OHC 4 T BF15A
25HP OHC 4 T BF25A
30HP OHC 4 T BF30A
40HP OHC 4 T BF40A
50HP OHC 4 T BF50A
70HP OHC 4 T BF70A
90HP OHC 4 T BF90A
115HP OHC 4 T
130HP OHC 4 T

CHAMPION

CHARN11YC4
CHAP10Y
CHAP10Y
CHAP10Y
CHAP8Y
CHARA8HC
CHARA8HC
CHARA8HC
CHARA8HC
CHARA8HC
CHARA8HC
CHARA8HC
CHARA8HC
CHARA8HC
CHARA8HC

NGK

NGKBPR5ES
NGKDR5HS
NGKDR5HS
NGKDR5HS
NGKDR6HS
NGKDR7EA
NGKDR7EA
NGKDR7EA
NGKDR7EA
NGKDR7EA
NGKDR7EA
NGKDR7EA
NGKDR7EA
NGKDR7EA
NGKDR7EA



ARC6239

35-50HP, 1992+
2 wire connection
OEM: 36120-ZV5-821



ANODE - Anodes

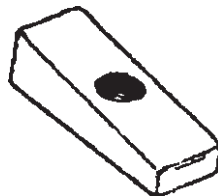
CM6E0-4525H1

BF 2, 4.5, 5.0, 5, 7.5, 10, 15
OEM: 41106-935-812



CM826134

BF 9.9, 15, 20, 25, 30, 75, 90, 115, 130
OEM: 12155-2V5-000



CM664-45371-01

BF 35, 40, 45, 50
OEM: 06412-2V5-000



CM06411-ZV5-000

BF 35, 40, 45, 50
OEM: 06411-ZV5-000



CM06411-ZW1-000


BF 75 a BF 115
OEM: 06411-ZW1-000

CM31640

BF 75, 90, 115, 130
OEM: 06411-2W1-000

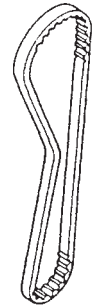
CM31640A

Aluminum
BF 75, 90, 115, 130
OEM: 06411-2W1-000



REMENI - *Timing Belts*

MOD.	Oem	SIFRA
BF 7.5, 8, 10	14400-921-024	RM14400-921-024
BF 9.9, 15	14400-ZV4-004	RM14400-ZV4-004
BF 20, 25, 30	14400-ZV7-004	RM14400-ZV7-004
BF 35, 40, 45, 50	14400-ZV5-004	RM14400-ZV5-004
BF 75, 90	14400-ZW1-004	RM14400-ZW1-004



KITОВI TERMOSTATA - *Thermostat Kits*

MOD.	Oem	SIFRA
BF 4.5, 5, 7.5, 8, 9.9, 15	19300-881-761	RM19300-881-761
BF 10	19300-881-741	RM19300-881-741
BF 20, 25, 30, 35, 40, 45, 50, 75, 90, 115, 130	19300-ZV5-043	RM19300-ZV5-043



IMPELERI - *Impellers*

MOTOR	OEM	SIFRA
BF 2.0, 2	19211-ZV0-003	RM19211-ZV0-003
BF 4.5, 5.0, 5, 5.8, 7.5, 10	19210-881-003	GLM91008 / CEF500327
BF8, 10 (POWER TRUST 2000)	19210-ZW9-003	GLM91013 / CEF500347
BF8, 10 (2000)	19216-ZW9-A31	GLM91015 / CEF500348
BF 8 (C-CX)	19210-ZV4-651	GLM91009 / CEF500343
BF 9.9, 15 (AM-AX-B-BX-M)	19210-ZV4-651	GLM91009 / CEF500343
BF 9.9, 15 (AH-AK-AM-H-K-M)	19210-ZV4-013	GLM91010 / CEF500328
BF20, 25, 30	19210-ZV7-003	GLM91011 / CEF500339
BF 35, 40, 45, 50	19210-ZV5-003	GLM91012 / CEF500338
BF 75, 90	19210-ZW1-303	GLM89630 / CEF500301
BF 115, 130	19210-ZW1-B02	GLM91014 / CEF500337



3 | 4 KRAKI ALUMINIJSKI | CELICNI PROPELERI

3 & 4 blade aluminum & Stainless Steel propellers

The state of art squeeze casting process made Solas Aluminum Propeller stronger and tougher than the traditional die casting products.

After magnifying 400 times of the propeller blade root cross-section, the pictures below reveal the squeeze casting propeller is almost non-porosity and with finer grain size than the tradition die casting propeller.

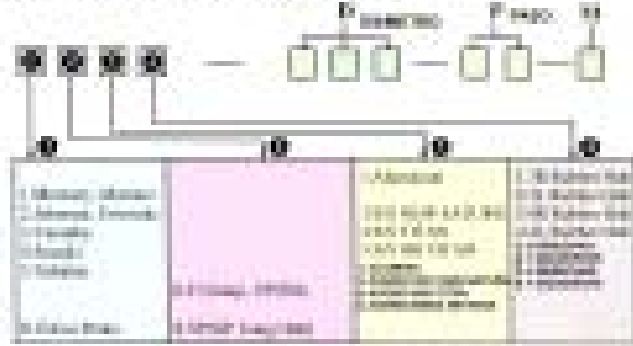


Die Cast



Squeeze Cast

Part No. Coding System CÓDIGO DE REFERENCIAS



AMITA 4

Rubber Hub Propeller



- 4 Blade aluminum propeller series with durable rubber hubs.
- Smoother low speed and rough water handling capability makes the offshore boating activity much easier.



ISO 9001 certified

NEW SATURN

All-around Performance Propeller



With their larger blade area and moderate cupping, the **New Saturn** propellers can operate in wide variety of loading conditions and still offer very good acceleration and top end performance.

TITAN

High Power Applications



Titan propellers are designed with a high camber blade section and large blade area to provide better load carrying and fuel efficiency for the high power marine engines, especially 4 stroke engines.

AMITA 3

Rubber Hub Propeller



- The propeller blade design of this series is the same as the **Alpaca 3** series.
- Tough heavy duty rubber housing and stronger material makes the **Amica 3** series one of the best alternative for general usage.

HR TITAN3


High Speed Applications



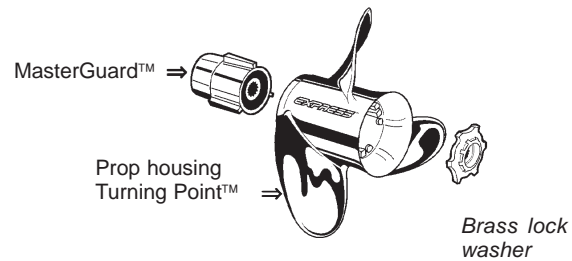
The **High Power Titan** series is very suitable for high speed racing boats. High rate blade design delivers outstanding acceleration and reliable bow lift. Extra cupping ensures handling performance.

SETOVI BRTVI - Gasket Kits

MOD.	Oem	SIFRA
BF 2.0, 2	061A1-ZV0-000	RM061A1-ZV0-000
BF 4.5, 5.0, 5	06111-ZV1-405	RM06111-ZV1-405
BF 7.5, 8, 10	061A1-881-00	RM061A1-881-000
BF 20, 25, 30	061A1-ZV7-000	RM061A1-ZV7-000
BF 35, 40, 45, 50	06111-ZV5-405	RM06111-ZV5-405
BF 75, 90	06111-ZW1-000	RM06111-ZW1-000



3 KRAKI ALUMINIJSKI I CELICNI PROPELERI - 3 blade alu & SS props.



All **TURNING POINT** props are designed to use the interchangeable MasterGuard hubs enable props to be adapted to a lot of engines and drives keeping a sort inventory. Easy to install they are triple-tapered keyed hub making a solid connection between hub and housing. Rubber bushing protects drive system from shift shock, impact shock and isolates vibration. Cast silicon splined drive and spider washer adapts hubs to specific outboards or stern drives and locks hub and propellers housing securely in place.



Mod.	Ø Pitch	Aluminum Hub	Aluminum Housing	SS Hub	SS Housing
BF 7.5	9 1/4 x 7	-	MIC012102	-	-
BF 100	9 x 8	-	MIC012014	-	-
BF 8	9 x 8	-	MIC012006	-	-
	9 x 9	-	MIC012109	-	-
BF 9.9	9 x 10	-	MIC012011	-	-
BF 15					
BF 35	12 x 10 1/2	TURKIT16A	TURHU1210AM	-	-
BF 45	10 7/8 x 11	TURKIT16A	TURHU1011AM	-	-
	10 3/4 x 12	TURKIT16A	TURHU1012AM	-	-
	10 1/2 x 13	TURKIT16A	TURHU1013AM	-	-
	10 3/8 x 14	TURKIT16A	TURHU1014AM	-	-
	10 1/8 x 15	TURKIT16A	TURHU1015AM	-	-
	10 3/4 x 16	-	MIC032039	-	-
BF75	13 3/4 x 15	TURKIT1A	TURHU1315AM	TURKIT1S	TUREX1315SM
BF90	13 1/4 x 17	TURKIT1A	TURHU1317AM	TURKIT1S	TUREX1317SM
BF115	13 1/4 x 19	TURKIT1A	TURHU1319AM	TURKIT1S	TUREX1319SM
BF130	13 1/4 x 21	TURKIT1A	TURHU1321AM	TURKIT1S	TUREX1321SM
	13 1/4 x 23	TURKIT1A	TURHU1323AM	-	-