

### PUMPE MORA - Pumps

#### SHEG9901

4.3 - 8.2  
Water aspiration pump  
OEM: 3858847



VOLVO page 171  
OMC page 256

#### SHEG9903

3.0  
Water aspiration pump  
OEM: 3855079



VOLVO page 171  
OMC page 256

#### SHEG155

Raw water pump  
OEM: 808535



MERCURISER 7.3L DIESEL  
page 69

#### SHEP1710X

OEM: 4P-7168, 7E-3268



CARTERPILLAR page 303

#### SHEP176

Ø 1 1/2" inlet  
Ø 1 3/4" outlet  
OEM: 7E-4115, FP-7E4115, 9Y-1304



CARTERPILLAR page 303

#### SHE1730X

Flaged Elbows  
OEM: 3866493

#### SHE1727X

Flaged Elbows  
OEM: 3897194



CUMMINS page 305

#### SHEGC1

OEM: 3912962

#### SHEGC4

OEM: 3920298

#### SHEGC5

OEM: 3927684

Ø 1 1/2" inlet

Ø 1 1/2" outlet



CUMMINS page 305

#### SHEP1716X


OEM: 3922590, 3919899

#### SHEP1722X

OEM: 3912139, 3922589

Ø 2" Inlet

Ø 1 3/4" Outlet




CUMMINS page 305

#### SHEM71

Ø 1 1/4" inlet

Ø 1 1/4" outlet

OEM: 3912019



CUMMINS page 305

### PUMPE MORA - Pumps

#### SHEK75B


OEM: 132-0275

#### SHEL10B

OEM: 1320278

Ø 1" inlet

Ø 1" outlet




ONAN page 306

#### SHEE35

Ø 1" inlet

Ø 1" outlet

OEM: 97179



CRUSADER page 298

#### SHEG907P

Ø 3/8" NPT inlet

Ø 3/8" NPT Outlet

OEM: 344085, 344371



KOHLER page 307

#### SHEG157

Ø 1 1/2" inlet

Ø 1 1/2" Outlet



MARINE POWER, STAR POWER

#### SHEG151

Ø 1 1/2" inlet

Ø 1 1/2" Outlet



MERCUISER, STAR POWER

#### SHER991

Ø 1 1/4" NPT inlet

Ø 1 1/4" NPT Outlet




YAMAHA 4.3 V6, 305/350 GM

#### SHEH5

4-154 models

Ø 1" inlet

Ø 1" outlet



PERKINS page 306

#### SHERPBC

6-354 models

Ø 1" NPT inlet

Ø 1" NPT outlet



PERKINS page 306

#### SHEG21

302 & 351 models

Ø 1" inlet

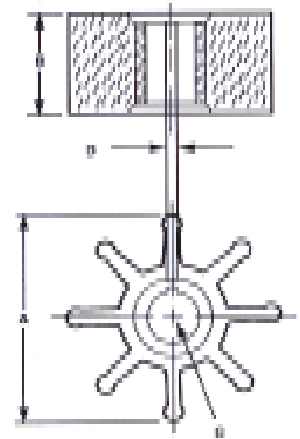
Ø 1" outlet



PLEASURECRAFT page 300

### IMPELARI OD NEOPRENA - Neoprene Impellers

Ref.	Ø (A)	(B)	Ø (C)	(D)	blades
<b>SHE08000K</b>	39.7mm	19.0 mm	11.1 mm	-	6
<b>SHE09979K</b>	40.0 mm	19.0 mm		3/8"	8
<b>SHE10187K</b>	66.0 mm	50.0 mm		5/8"	9
<b>SHE22000K</b>	114.0 mm	110.0 mm			10
<b>SHE10077K</b>	57.1 mm	19.8 mm	12.7 mm	3/32"	12
<b>SHE09000K</b>	61.9 mm	22.2 mm	15.9 mm	3/16"	12
<b>SHE09959K</b>	61.9 mm	31.7 mm	15.9 mm	3/16"	12
<b>SHE10615K</b>	65.0 mm	41.2 mm	15.9 mm	3/16"	12
<b>SHE15000K</b>	65.0 mm	50.8 mm	15.9 mm	3/16"	12
<b>SHE18200K</b>	65.0 mm	51.0 mm		5/8"	12
<b>SHE19000K</b>	65.0 mm	51.0 mm		3/4"	12
<b>SHE17000K</b>	84.0 mm	73.0 mm	20.0 mm	3/16"	12
<b>SHE18000K</b>	92.0 mm	101.5 mm	23.8 mm	Estr.splined	12



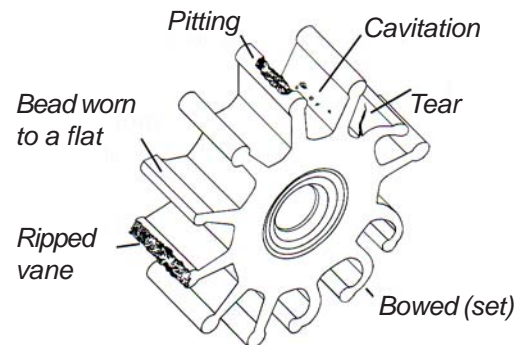
### Tech tips

Sherwood suggests three easy tips to help you install your new impeller.

1. Use a non-petroleum based lubricant (i.e. silicone or soapy water) to help slide the impeller.
2. Install the impeller with a twisting motion onto the shaft. Never force the impeller onto the shaft. The impeller must move freely on the shaft to properly prime and function.
3. Use a small amount of non-petroleum based lubricant to help hold the o-ring when replacing the cover.





Sherwood recommends inspecting your impeller closely during any pump maintenance. Replace the impeller if you discover either of the following:

Tear or rip on any of the impeller blades. Flex the blades to examine more thoroughly



**The #1 reason for premature engine wear is overheating. To mantaing engine performance, insist upon genuine Sherwood impellers**

### SERVISNI KITOVI - Repair kits - Seal/Seat Assemblies

 <b>SHE10545</b> OEM: 10545		 <b>SHE12859</b> OEM: 12859		 <b>SHE10927</b> OEM: 10927		 "Engine Specified" GENUINE SHERWOOD Replacement Impellers		Bushing	Ball Bearing	Seal Assy	O-ring/gasket	Impeller	Cam	Wear plate	Key	Cover assy	Lip seal	Retaining rings	Washer	Shaft	
KIT	MODELOS - Models																				
SHE09959K	R991, B06, G65					2	1														
SHE10615K	P102, P105, P109, G1004, G1005, G1006, G1008					2	1														
SHE10656	D75, D60, D65					1	2	2													
SHE10996	R30G-1, E05, R30G					1	2	1					1					1			
SHE10997	R10870G, R10930G, R50G					1	2	1					1					1			
SHE10999	E35, C-03, F10, S11040G, B04, R10970G, RPBC, F95, R102					1	1	1					1					1			
SHE12981	H5							2	1								1				
SHE19301	P101, P1012					1	1	1													
SHE23972	P1712, P1716B, P173, P1722B, P1727FB, P1730F, P1731F, P1711, P1719, P1719F					1	1	1				1	1					1			
SHE23973	P171, P176, P172, P1710, P1726, P1726TC, P1732					1	1	1				1	1					1			
SHE23976	G3, G4, G5, G5-1, G7, G7B, G8, G26, G45-1, G45-2, G46, G50, G55-2, G56, G85, H-85, K90, L10, L10B, L80, L90, M71					1	2	1					1					3	1		
SHE23979	G1, G2, G15, G20, G21, G22, G30-2, G30-2B, G95-1, G9901, G9902, G9903, H10, J70, K75, K75B					1	2	1					1					3	1		
SHE23980	GC1, GC4, GC5, G157, G151, G155, G1503					1	2	1					1					3	1		
SHE24004	G1804, G1806, G18061, G1808, G18081					1	2	1	2									1	1		
SHE24005	G1810					1	2	1	2									1	1		
SHE24023	G1805, G1807, G18071					1	2	1	2									1	1		
SHE11068	E35, C-03, F10, S11040G, B04, RPBC, R102	1	1	1	1	1	1	1				1						3			
SHE12221	G65, F85					2		1	1								1				
SHE12300	D60, D65	1	1	1	2	2	2	2	1												
SHE12665	G1, G2, G15, G20, G21, G22, G30-2, G30-2B, G95-1, G9901, G9902, G9903, H10, J70, K75, K75B					2	1	2	1	1	1	1						5	1		
SHE12937	R10870G, R50G	1	1	1	2	1	1		1			1						4			
SHE12980	H5					1		1	1	1			1				1				
SHE19300	P101, P1012					2	1	1	1									1			
SHE19354	P102, P105, P109					2		2	1								1	1			1
SHE22014	G1004, G1005							1	1	1	1	1					1				
SHE23256	G1503					2	2	1	1			1	1	1				3	1		
SHE23974	P1712, P1716B, P173, P1722B, P1727FB, P1730F, P1731F, P1711, P1719, P1719F					2	1	1	1	1	1	1	1	1	1	1	1	3	3		
SHE23975	P171, P176, P172, P1710, P1726, P1726TC, P1732					2	1	1	1	1	1	1	1	1	1	1	1	3	3		
SHE23977	G3, G4, G5, G5-1, G7, G7B, G8, G26, G45-1, G45-2, G46, G50, G55-2, G56, G85, H-85, K90, L10, L10B, L80, L90, M71					2	1	2	1	1	1	1						5	1		
SHE23981	GC1, GC4, GC5, G157, G151, G155							2	1	2	1	1	1	1				5	1		
SHE24006	G1804, G1806, G18061							1	2	1	2	1		1	1	2	2				
SHE24008	G1810							1	2	1	2	1		1	1	2	1				
SHE24024	G1805, G1807, G18071							1	2	1	2	1		1	1	2	2				