


















### VODIC IMPELERA ZA VANBRODSKE - *Outboard impellers guide*


















REF.	Brand	2 Stroke	4 Stroke	Oem
CEF500386	SELVA	20/35		8095050
CEF500304	SELVA	40/100		8095060
CEF500387	SELVA	6/8/9.9/15		8095020
CEF500325	SELVA		4	
CEF500385	SELVA		25	
CEF500364	SELVA		100	
CEF500371	SELVA		115	
CEF500316	SELVA		40/50/60	
CEF500363	SELVA		9.9/15	
CEF500319	SUZUKI	8-9.9C		17461-93901
CEF500336	SUZUKI	DT2/2.2/4/5/6/8		17461-98501
CEF500362	SUZUKI	DT20/25/30/40VE	DF25/30/40/50	17461-96301/96310
CEF500362	SUZUKI	DT20/25/30/40VE		17461-96400/96311
CEF500361	SUZUKI	DT40VZ-QD/50C-D-QD/60/QD 65 QZ-VD		17461-94700
CEF500361	SUZUKI	DT40VZ-QD/50C-D-QD/60/QD 65 QZ-VD		17461-95201
CEF500360	SUZUKI	DT50VE/60VE/75VE/85V-V2-QD		17461-95300
CEF500360	SUZUKI	DT50VE/60VE/75VE/85V-V2-QD		17461-95501
CEF500312	SUZUKI	DT55/65 1985-95		65750-95500
CEF500329	SUZUKI	DT9.9/15	DF9.9/15	17461-93902
CEF500365	SUZUKI	DT90-DT100	DF60/70	17461-87E10
CEF500367	SUZUKI		DF90/115	17461-94511
CEF500388	TOHATSU	120/140		3B7-65021-2
CEF500382	TOHATSU	25/30		345-65021-1
CEF500377	TOHATSU	4/5	4/5/6-H1	369-65021-1
CEF500379	TOHATSU	40/50		3C8-65021-2
CEF500344	TOHATSU	6 / 8/9.8	All	3B2-65021-1
CEF500388	TOHATSU	70/90		3C7-65021-1
CEF500383	TOHATSU	9.9/15/18	15/18	334-65021-1
CEF500324	YAMAHA	2		646-44352-01-00
CEF500322	YAMAHA	3		662-44352-00-00
CEF500321	YAMAHA	6		662-44352-01-00
CEF500371	YAMAHA	115/250	115/200/225	6E5-44352-00-00
CEF500326	YAMAHA	20C/25D		689-44352-02-00
CEF500384	YAMAHA	20D/25N		6L2-44352-00-00
CEF500385	YAMAHA	25J/25Q/30D/40H/50D	20/25/30A/40B	6H4-44352-00-00
CEF500385	YAMAHA	25J/25Q/30D/40H/50D	20/25/30A/40B	6H4-44352-02
CEF500325	YAMAHA	4 / 5	4	6EO-44352-00-00
CEF500352	YAMAHA	40 (1990-94)		6F5-44352-00-00
CEF500316	YAMAHA	55 1989-1993	40-50	6H3-44352-00-00
CEF500368	YAMAHA	6 / 8		68T-44352-00-00
CEF500302	YAMAHA	6 / 8		6GI-44352-00-00
CEF500323	YAMAHA	80/90		688-4435203-00
CEF500320	YAMAHA	9.9/15	8/9.9	682-44352-01-00
CEF500364	YAMAHA		80-100	67F-44352-00-00
CEF500363	YAMAHA		9.9/15	63V-44352-01-00

## IMPELERI

Skin packed		
	<p><b>CEF500322</b> 6 Blades Ø A 9.90 Ø B 36.00 C 14.50</p> 	<p><b>CEF500127</b> 6 Blades Ø A 10.00 Ø B 50.80 C 22.10</p> 
<p><b>CEF500377</b> 6 Blades Ø A 10.35 Ø B 33.60 C 14.35</p> 	<p><b>CEF500314</b> 6 Blades Ø A 11.00 Ø B 32.00 C 14.35</p> 	<p><b>CEF500325</b> 6 Blades Ø A 11.00 Ø B 40.00 C 12.60</p> 
<p><b>CEF500350</b> 6 Blades Ø A 11.00 Ø B 69.00 C 12.80</p> 	<p><b>CEF500324</b> 6 Blades Ø A 11.15 Ø B 47.50 C 13.70</p> 	<p><b>CEF500354</b> 6 Blades Ø A 11.20 Ø B 38.40 C 17.90</p> 
<p><b>CEF500358</b> 6 Blades Ø A 11.20 Ø B 38.40 C 17.90</p> 	<p><b>CEF500309</b> 6 Blades Ø A 11.60 Ø B 32.00 C 14.40</p> 	<p><b>CEF500310</b> 6 Blades Ø A 11.60 Ø B 32.00 C 14.40</p> 
<p><b>CEF500302</b> 6 Blades Ø A 11.90 Ø B 40.00 C 18.00</p> 	<p><b>CEF500344</b> 6 Blades Ø A 12.10 Ø B 40.00 C 18.00</p> 	<p><b>CEF500319</b> 6 Blades Ø A 12.30 Ø B 42.00 C 20.00</p> 
<p><b>CEF500351</b> 6 Blades Ø A 12.70 Ø B 69.00 C 12.80</p> 	<p><b>CEF500355</b> 6 Blades Ø A 12.75 Ø B 38.40 C 17.90</p> 	<p><b>CEF500129</b> 6 Blades Ø A 12.75 Ø B 50.80 C 22.10</p> 

## IMPELERI

### Skin packed

	<p><b>CEF500348</b> 6 Blades Ø A 16.20 Ø B 45.60 C 14.80</p> 	<p><b>CEF500361</b> 6 Blades Ø A 17.10 Ø B 67.00 C 19.00</p> 
<p><b>CEF500362</b> 6 Blades Ø A 17.10 Ø B 67.50 C 16.18</p> 	<p><b>CEF500339</b> 6 Blades Ø A 17.20 Ø B 55.75 C 20.20</p> 	<p><b>CEF500338</b> 6 Blades Ø A 17.25 Ø B 55.75 C 20.20</p> 
<p><b>CEF500353</b> 6 Blades Ø A 17.50 Ø B 51.50 C 19.00</p> 	<p><b>CEF500312</b> 6 Blades Ø A 19.00 Ø B 51.80 C 19.05</p> 	<p><b>CEF500316</b> 6 Blades Ø A 19.05 Ø B 51.80 C 19.05</p> 
<p><b>CEF500307</b> 6 Blades Ø A 19.25 Ø B 91.50 C 25.40</p> 	<p><b>CEF500364</b> 6 Blades Ø A 20.00 Ø B 58.20 C 34.70</p> 	<p><b>CEF500323</b> 6 Blades Ø A 20.10 Ø B 58.00 C 30.00</p> 
<p><b>CEF500360</b> 6 Blades Ø A 20.10 Ø B 67.50 C 19.00</p> 	<p><b>CEF500313</b> 6 Blades Ø A 22.20 Ø B 60.00 C 33.80</p> 	<p><b>CEF500365</b> 6 Blades Ø A 22.20 Ø B 78.30 C 26.00</p> 
<p><b>CEF500356</b> 6 Blades Ø A 22.30 Ø B 107.80 C 25.40</p> 	<p><b>CEF500305</b> 6 Blades Ø A 22.32 Ø B 89.00 C 31.90</p> 	<p><b>CEF500301</b> 6 Blades Ø A 22.40 Ø B 89.00 C 32.50</p> 

<i>Skin packed</i>			
		<p><b>CEF500371</b> 6 Blades Ø A 22.475 Ø B 89.00 C 31.00</p>	
<p><b>CEF500337</b> 6 Blades Ø A 23.35 Ø B 87.80 C 31.00</p>	<p><b>CEF500102</b> 8 Blades Ø A 15.93 Ø B 65.00 C 50.20</p>	<p><b>CEF500160</b> 8 Blades Ø A 15.95 Ø B 65.20 C 50.20</p>	
<p><b>CEF500122</b> 8 Blades Ø A 17.00 Ø B 65.00 C 48.60</p>	<p><b>CEF500128</b> 8 Blades Ø A 17.00 Ø B 66.00 C 32.00</p>	<p><b>CEF500304</b> 8 Blades Ø A 18.15 Ø B 58.00 C 22.50</p>	
<p><b>CEF500103</b> 12 Blades Ø A 15.90 Ø B 62.00 C 31.70</p>	<p><b>CEF500120</b> 12 Blades Ø A 15.90 Ø B 65.20 C 41.10</p>	<p><b>CEF500108</b> 12 Blades Ø A 16.00 Ø B 57.00 C 31.65</p>	
<p><b>CEF500336</b> 6 Blades Ø A 10.15 Ø B 41.00 C 14.00</p>	<p><b>CEF500380</b> 12 Blades Ø A 10.00 Ø B 39.60 C 14.30</p>		
<p><b>CEF500330</b> 6 Blades Ø A 11.00 Ø B 36.50 C 18.10</p>	<p><b>CEF500317</b> 10 Blades Ø A 12.76 Ø B 58.50 C 40.90</p>		



### PUMPICE GORIVA, CRIJEVA, KONEKTORI

#### Fuel primer bulbs w/lines, connectors & line

**SIE18-8005**

Ø 3/8" Primer bulb.



**SIE18-8004**

Ø 5/16" Primer bulb

**SIE18-8015**

Ø 3/8" Fuel line . Lenght 2 mtrs



**SIE18-8013**

Ø 5/16" Fuel line

**GS31095**

Ø 5/16" & 3/18 Primer bulb Premium quality bulb offers superior resistance to U/V, ozone & alcohol enhanced fuel. Check valves feature stainless spring & viton balls to resist sticking



**GS31096**

Ø 5/16" Fuel line includes Premium quality bulb and marine grade stainless steel hardware.



**GS31097**

Ø 3/8" Fuel line



**GS31098**

Ø 8 mm Primer bulb



**TRI309-0566**

5/16 x 15M Fuel line

**TRI309-0386**

3/8 x 15M Fuel line



**GS31099**

Universal fuel line  
Lenght 2 metres



**GS31068**

1/4" NPT Elbow tank brass made



**GS31069**

1/4" NPT threads. "T" connector. Dual connetions. Brass made



**RACORS**

Brass made for 1/4" threads



**GS31065**

90° elbow Ø3/8"



**GS31066**

Straight Ø5/16"

**GS31067**

Straight Ø3/8"



**SIE18-8089**

Engine connector  
OEM: 3B2-70260-0



**SIE18-8078**

1/4" Fuel tank connector



**GS31016**

5-90HP 2 Stroke  
Fuel connector 3/8"  
OEM: 3B2-702810M



### ELEKTROPOKRETACI - Starters

#### MESS1071M

30-40HP 2 Stroke  
OEM: 3C8-76010-100



#### MESS2070M

45-140HP 2 Stroke  
OEM: 353-76010-04



### KLIPOVI - WISECO Pistons

#### LOOP CHARGE 2 CIL.:

25 HP - M25C2  
30 HP - M30A3

<b>Size</b>	<b>SIFRA</b>
2.677"/STD	WI3157PS
2.785"/030	WI3157P3



#### LOOP CHARGE 2 CIL.:

40 HP - M40C

<b>Size</b>	<b>SIFRA</b>
2.755"/STD	WI3155PS
2.785"/030	WI3155P3



#### LOOP CHARGE 3 CIL.:

60 HP - M40D  
50 HP - M450D

<b>Size</b>	<b>SIFRA</b>
2.677"/STD	WI3156PS
2.707"/030	WI3156P3



#### LOOP CHARGE 3 CIL.:

60 HP - M60B  
70 HP - M70B

<b>Size</b>	<b>SIFRA</b>
2.913"/STD	WI3154PS
2.943"/030	WI3154P3



#### LOOP CHARGE 3 CIL.:

90 HP - M90A


<b>Size</b>	<b>SIFRA</b>
3.385"/STD	WI3153PS
3.415"/030	WI3153P3



#### LOOP CHARGE 4 CILINDERS:

115 HP - M115A  
120 HP - M12A  
140 HP - M140A

<b>Size</b>	<b>SIFRA</b>
3.464"/STD	WI3152PS
3.494"/030	WI3152P3





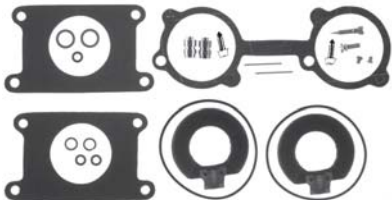
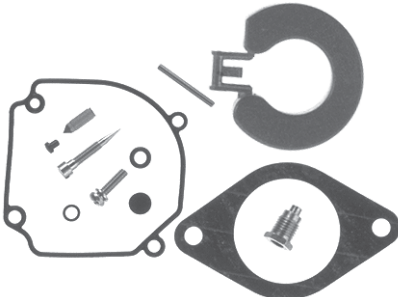

### SVJECICE - Spark Plugs

MODELI	CHAMPION	NGK	MODELI	CHAMPION	NGK
3.5HP M3.5A, M3.5B	CHAL87YCC	NGKBP6HS	20-25HP B40A, B30C	CHAL86C	NGKB7HS-10
5HP M5B, M5BS	CHAL82YC	NGKBP7HS-10	25HP M25C, M25C2 2Cil.	CHAL82C	NGKBP7HS-10
6HP M6B	CHAL82YC	NGKBP7HS-10	30HP M30A, M30A3 2Cil.	CHAL82C	NGKBP7HS-10
8HP M8A, M8B 2Cil.	CHAL82YC	NGKBP7HS-10	35HP M35A	CHAL82YC	NGKBP7HS-10
9.9HP M9.9B2, M9.9C 2Cil.	CHAL82C	NGKBP7HS-10	40HP M40C 2Cil., M40D 3Cil.	CHAL82YC	NGKBP7HS-10
9.8-12HP B18C, B18D	CHAL86C	NGKB7HS-10	50HP M50C, M50D 3Cil.	CHAL78C	NGKB8HS-10
12HP M12B	CHAL82C	NGKBP7HS-10	70HP M70A, M70A2, M70B 3Cil.	CHAL78C	NGKB8HS-10
15HP M15A, M15B2, M15C, M15D 2Cil.	CHAL82C	NGKBP7HS-10	90HP M90A 3Cil.	CHAL78C	NGKB8HS-10
16HP M16	CHAL82C	NGKBP7HS-10	115HP M115A 4Cil.	CHAL78C	NGKB8HS-10
18HP M18A, M18C2, M18D, M18E 2Cil.	CHAL82C	NGKBP7HS-10	140HP M140A 4Cil.	CHAL78C	NGKB8HS-10
20HP M20	CHAL82C	NGKBP7HS-10			

### IMPELERI - Impellers

<p><b>CEF500344</b> 6/8/9.8 HP, 2 Stroke OEM: 3B2-65021-1</p> 	<p><b>CEF500388</b> 70/90/120/140HP OEM: 3B7-65021-2, 3C7-65021-1</p> 	<p><b>CEF500379</b> 40-50HP, 2 Stroke OEM: 3C8-65021-2</p> 
<p><b>CEF500383</b> 9.9/15/18HP, 2 Stroke 15/18HP, 4 Stroke OEM: 334-65021-0</p> 	<p><b>CEF500382</b> 25/30HP, 2 Stroke OEM: 345-65021-0</p> 	<p><b>CEF500377</b> 4/5/HP, 2 Stroke 4/5/6HP, 4 Stroke OEM: 369-65021-1</p> 

### SERVISNI KIT RASPLINJACA- Carburetor Service Kits

<p><b>A/P13482</b> 35/40C HP. For 2 carb OEM: 345-87122-0</p> 	<p><b>A/P13483</b> 25/30 HP - 45A2, 50C, 60C, 70A2 OEM: 346-87122-0</p> 	<p><b>A/P13501</b> 4/5 HP OEM: 369-87122-1</p> 
--	---	--

### 3 | 4 KRAKI ALUMINIJSKI | CELICNI PROPELERI

### 3 & 4 blade aluminum & Stainless Steel propellers

#### AMITA 3 Rubber Hub Propeller



- The propeller blade design of this series is the same as the Amara 3 series.  
- Tough heavy duty rubber housing and strong material makes the Amara 3 series one of the best alternatives for genuine props.

#### AMITA 4 Rubber Hub Propeller



- 4 Blade Aluminum propeller series with durable rubber hubs.  
- Smoother low speed and rough water handling capability makes the offshore boating activity much easier.

HP	Oem	B	D	P	R	TIPO	Aluminium	Inox
8, 9.8	3B2-64513-0	3	8.5	6.5	R	Alum	Amita 3 SOL5011-085-07	Amita 4 New Saturn <b>NEW SATURN</b> All-around Performance Propeller  With their larger blade area and moderate cupping, the New Saturn propellers can operate in wide variety of loading conditions and still offer very good acceleration and top end performance.
	3B2-64515-0	3	8.5	7.5	R	Alum	SOL5011-085-08	
	3B2-64517-0	3	8.5	8.5	R	Alum	SOL5011-085-09	
9.9, 12	362-64105-0	3	9.2	6.9	R	Alum	SOL5111-093-07	 With their larger blade area and moderate cupping, the New Saturn propellers can operate in wide variety of loading conditions and still offer very good acceleration and top end performance.
	362-64103-0	3	9.2	7.8	R	Alum	SOL5111-093-08	
15	362-64101-0	3	9.2	8.8	R	Alum	SOL5111-093-09	
18	-	3	9.2	9.1	R	Alum	SOL5111-093-09	
9.9, 15, 18 4T	362-64108-0	3	9.2	9.8	R	Alum	SOL5111-093-10	
	-	-	-	-	-	-	SOL5111-093-11	
25	346-64106-5	3	10.2	8.3	R	Alum	SOL5211-099-09	
30	346-64101-5	3	9.8	9.3	R	Alum	SOL5211-099-10	
25, 30 4T-4S	346-64102-5	3	9.8	10.2	R	Alum	SOL5211-099-11	
	346-64103-5	3	9.8	11.3	R	Alum	SOL5211-099-12	
-	-	-	-	-	-	-	SOL5211-099-13	
35, 40, 50	-	3	12.0	9	R	Alum	SOL5311-120-10M	
55, 60, 70	-	3	11.5	10	R	Alum	SOL5311-118-11M	
	353-64103-0	3	11.5	11	R	Alum	SOL5311-116-12M	
	353-64104-0	3	11.6	12	R	Alum	SOL5311-116-13M	
	353-64105-0	3	11.5	13	R	Alum	SOL5311-116-14M	
	353-64106-0	3	11.4	14	R	Alum	SOL5311-116-14M	
60, 70	3B7-64523-1	-	-	-	R	Alum	SOL3411-140-11M	SOL3413-133-13M SOL3413-130-15M SOL3413-128-17M SOL3413-125-19M SOL3413-125-21M
90, 120	3B7-64527-1	3	13.6	12.4	R	Alum	SOL3411-138-13M	
140	3C7-64536-0	3	13.5	15.7	R	Alum	SOL3411-135-15M	
	3C7-64541-0	3	12.9	18	R	Alum	SOL3411-133-17M	
	3C7-64554-0	3	13.0	20.3	R	Alum	SOL3411-130-19M	
-	-	3	13.0	21.3	R	Alum	SOL3411-130-21M	SOL3431-135-15M SOL3431-133-17M SOL3431-130-19M SOL3431-130-21M

B= Blades - D= Diametre - P= Pitch - R= Rotation (R)Right (L)Left

### ALUMINIJSKI PROPELERI

Motor	Oem	Diamt X Pitch	SIFRA
9.9 - 18C CV 9.9B2 - 18C2 12C, 15B, 15B2	362-64105-0	9.2 x 6.9	MIC142015
	362-64102-0	9.2 x 8.4	MIC142017
	362-64108-0	9.2 x 9.8	MIC142019
25C/30A CV 25C2/30A2 CV 25C2/30A3 CV	346-64106-5	10.2 x 8.3	MIC142020
	346-64102-5	9.8 x 10.2	MIC142022
	346-64104-5	9.9 x 13.1	MIC142024
40C/35B CV 40D/50D CV 55B/70A CV 50C/60A/70A2 50A, 55A	361-64113-0	10.6 x 11.3	MIC142001
	348-64102-0	10.3 x 12.7	MIC142003
	348-64103-0	10.2 x 13.9	MIC142004
	353-64105-0	11.5 x 13	MIC142006
	353-64107-0	11 x 15	MIC142007
	353-64108-0	10.7 x 16.4	MIC142008
90 CV 120, 140	353-64109-0	10.9 x 17.6	MIC142009
	3B7-64532-0	13.5 x 14.6	MIC142010
	3B7-64536-0	13.5 x 15.7	MIC142011
	3B7-64541-0	12.9 x 17.6	MIC142012
	3B7-64545-0	12.6 x 19.9	MIC142013